

2024



SUPERCROSS CHAMPIONSHIP

PRESENTED BY **MX STORE**

ROUND 3
WIN Stadium
Wollongong, NSW
November 2



feel new
south
wales

SX 1

Qualifying - Non-seeded Group

Started at: 15:57:57

Laps: 8 Min


Starters: 15


Posted at: 4:10 PM

Date: 02/11/24
 Event: Q08
 Weather: Cloudy
 Track: Good

PROVISIONAL SECTOR TIMES

Lap	Sector 1	Sector 2	Lap Time	Lap	Sector 1	Sector 2	Lap Time
J05 Jesse MADDEN (NSW) (5th)				9	55.401	12.820	1:08.221
1	10.110	11.680	21.790	32 Joel CIGLIANO (NSW) (7th)			
2	39.974	10.289	50.263	1	12.052	12.618	24.670
3	38.763	10.901	49.664	2	43.885	10.837	54.722
4	37.394	10.256	47.650	3	40.621	10.369	50.990
5	2:31.262	11.483	2:42.745	4	39.801	10.233	50.034
6	37.467	10.227	47.694	5	1:08.900	11.748	1:20.648
7	49.807	10.664	1:00.471	6	39.720	10.302	50.022
8	37.644	10.394	48.038	7	52.104	11.331	1:03.435
8 Zachary WATSON (QLD) (3rd)				8	38.580	10.322	48.902
1	9.384	11.435	20.819	9	1:00.331	10.560	1:10.891
2	38.169	10.662	48.831	33 Bryson CHERRETT (NSW) (14th)			
3	43.689	10.624	54.313	1	16.384	14.769	31.153
4	36.559	10.040	46.599	2	45.104	12.004	57.108
5	40.952	11.674	52.626	3	43.507	30.038	1:13.545
6	37.802	10.371	48.173	4	2:01.869	13.778	2:15.647
7	37.044	10.065	47.109	5	45.713	13.968	59.681
8	43.261	10.256	53.517	6	43.960	57.841	1:41.801
9	36.386	10.258	46.644	7	44.335	11.666	56.001
10	37.001	10.043	47.044	34 Brandon STEEL (NSW) (8th)			
11	48.426	10.541	58.967	1	14.140	16.134	30.274
11 Jack MATHER (QLD) (1st)				2	52.279	11.053	1:03.332
1	9.338	10.489	19.827	3	43.922	16.533	1:00.455
2	37.466	10.177	47.643	4	39.056	10.394	49.450
3	55.692	16.988	1:12.680	5	38.946	10.424	49.370
4	39.748	10.529	50.277	6	50.669	11.804	1:02.473
5	40.131	11.631	51.762	7	39.165	10.809	49.974
6	38.568	10.537	49.105	8	49.195	12.089	1:01.284
7	36.331	10.065	46.396	9	39.671	10.492	50.163
8	36.403	9.876	46.279	10	40.096	10.300	50.396
9	48.674	13.385	1:02.059	41 Jack ARROW (NSW) (15th)			
10	38.504	11.223	49.727	1	14.950	17.455	32.405
22 Jesse BISHOP (QLD) (11th)				2	11.586	22.287	33.873
1	10.791	12.508	23.299	48 Blake COBBIN (QLD) (12th)			
2	47.943	11.076	59.019	1	12.859	11.417	24.276
3	39.834	10.408	50.242	2	46.070	13.762	59.832
4	53.423	12.131	1:05.554	3	40.395	10.378	50.773
5	40.522	10.407	50.929	4	42.563	11.252	53.815
6	41.125	10.660	51.785	5	51.045	12.464	1:03.509
7	47.563	19.860	1:07.423				
8	39.768	11.126	50.894				


 Chief Timekeeper - Scott Lanning


 Race Director - Kevin Williams



COMPUTIME RACE TIMING SYSTEMS PTY LTD
 E-mail : scott@computime.com.au Ph : +61418171317



2024

PRESENTED BY **MX STORE**

ROUND 3
WIN Stadium
Wollongong, NSW
November 2



SX 1

Qualifying - Non-seeded Group

Started at: 15:57:57

Laps: 8 Min

Starters: 15

Posted at: 4:10 PM


Date: 02/11/24
 Event: Q08
 Weather: Cloudy
 Track: Good

PROVISIONAL SECTOR TIMES


Lap	Sector 1	Sector 2	Lap Time	Lap	Sector 1	Sector 2	Lap Time
6	40.025	10.539	50.564	9	48.578	10.841	59.419
7	47.657	11.628	59.285	10	38.999	10.546	49.545
8	42.471	51.333	1:33.804				
9			1:02.726				
49 Cody O'LOAN (QLD) (6th)				82 Elijah WIESE (SA) (10th)			
1	10.929	12.882	23.811	1	16.730	17.329	34.059
2	48.802	13.129	1:01.931	2	44.392	12.406	56.798
3	39.193	10.448	49.641	3	40.751	10.274	51.025
4	50.048	11.579	1:01.627	4	39.901	10.370	50.271
5	38.268	10.385	48.653	5	41.067	10.279	51.346
6	40.796	12.564	53.360	6	1:04.154	17.675	1:21.829
7	38.087	10.529	48.616	7	39.297	10.513	49.810
8	38.185	10.527	48.712	8	55.078	11.631	1:06.709
9	47.050	10.700	57.750	9	39.562	10.304	49.866
10	37.950	10.366	48.316	145 Scott O'CONNOR (VIC) (13th)			
51 Robbie MARSHALL (QLD) (4th)				1	16.609	20.273	36.882
1	18.529	12.268	30.797	2	43.538	11.840	55.378
2	44.687	12.196	56.883	3	42.421	23.853	1:06.274
3	38.006	10.749	48.755	4	43.866	11.752	55.618
4	38.987	10.315	49.302	5	42.078	11.729	53.807
5	38.727	14.463	53.190	6	46.816	11.568	58.384
6	45.930	10.169	56.099	7	41.598	11.502	53.100
7	37.298	10.239	47.537	8	56.390	12.237	1:08.627
8	40.451	12.526	52.977	9	43.197	18.766	1:01.963
9	46.941	10.047	56.988	215 Liam JACKSON (QLD) (2nd)			
10	38.133	10.192	48.325	1	9.984	11.538	21.522
75 Caleb GOULLET (VIC) (9th)				2	38.001	10.364	48.365
1	10.369	12.195	22.564	3	36.955	10.279	47.234
2	44.788	10.669	55.457	4	55.714	11.019	1:06.733
3	39.293	10.339	49.632	5	36.474	15.381	51.855
4	39.441	10.706	50.147	6	40.398	12.282	52.680
5	39.562	16.503	56.065	7	36.435	10.128	46.563
6	54.887	10.823	1:05.710	8	1:17.095	22.560	1:39.655
7	39.201	10.521	49.722	9	38.630	13.665	52.295
8	39.563	10.667	50.230				

*** ALL RIDERS QUALIFY FOR HEATS ***

The results are provisional until the end of the time limit for protests and appeals.



Chief Timekeeper - Scott Lanning



Race Director - Kevin Williams



COMPUTIME RACE TIMING SYSTEMS PTY LTD
 E-mail : scott@computime.com.au Ph : +61418171317

